



POLICY AND PROCEDURES FOR TRAFFIC CALMING MEASURES

Kumar Neppalli
Engineering Services Manager



POLICY AND PROCEDURES FOR TRAFFIC CALMING MEASURES

HISTORY

- Development of Policy in 2000
- Few Traffic Calming Devices Installed between 2000 and 2003
 - Majority petition not required
 - Staff/Council decision
 - CIP funding
- In 2003, Bonds were issued for Traffic Calming (\$350,000)
- Policy and Procedures Adopted by the Council in June, 2004



POLICY AND PROCEDURES FOR TRAFFIC CALMING MEASURES

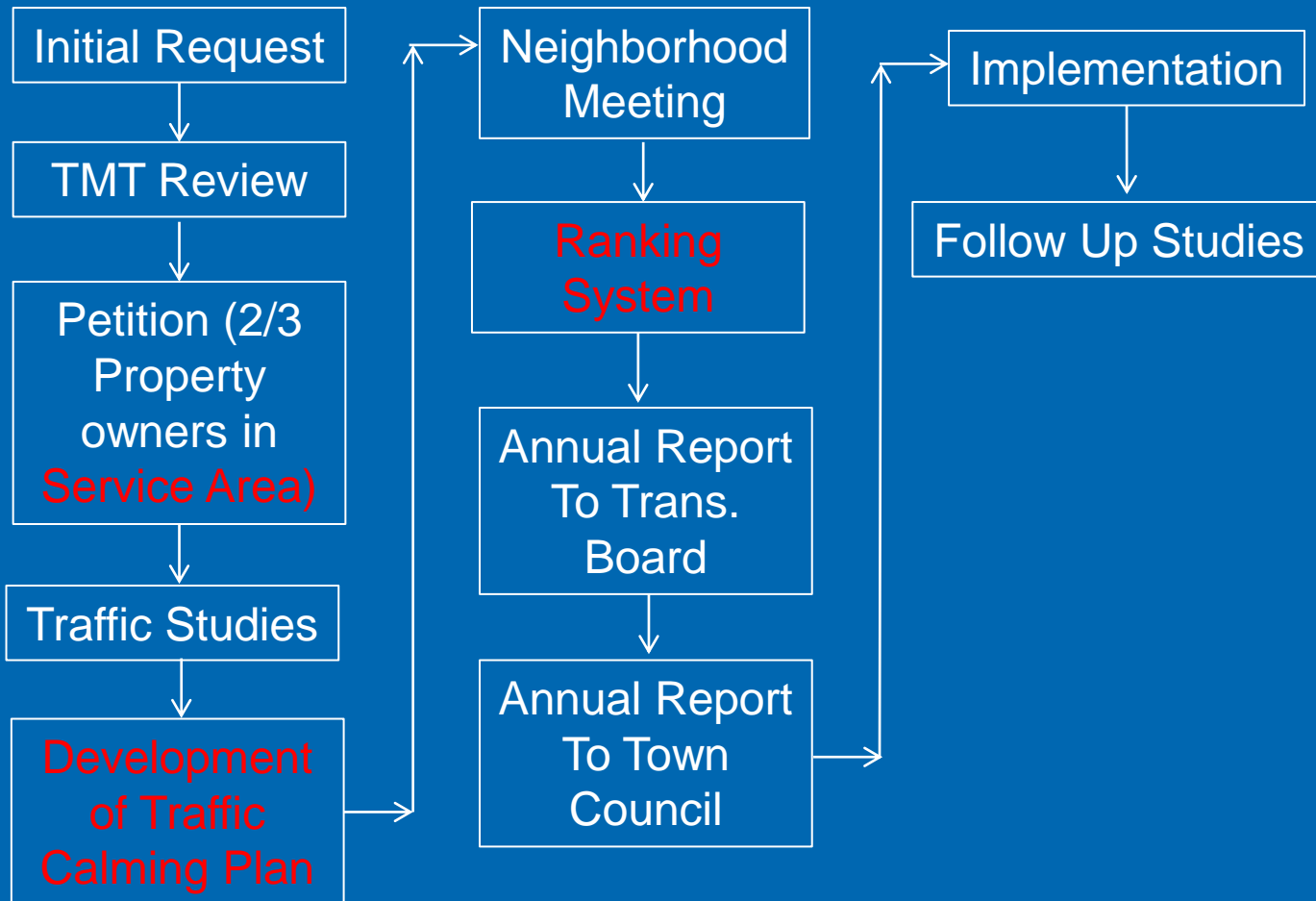
POLICY DEVELOPMENT PROCESS

- **Advisory Boards**
 - Transportation Board
 - Planning Board
- **Town Council**
 - Work Sessions
 - Public Hearing



POLICY AND PROCEDURES FOR TRAFFIC CALMING MEASURES

KEY ELEMENTS





POLICY AND PROCEDURES FOR TRAFFIC CALMING MEASURES

SERVICE AREA

- All properties abutting the proposed street segment to be modified
- All properties on adjacent street(s) with ingress/egress only possible via the modified street segment
- All properties on adjacent street(s) that have alternative points of ingress/egress but will be otherwise affected by the modified street segment



POLICY AND PROCEDURES FOR TRAFFIC CALMING MEASURES

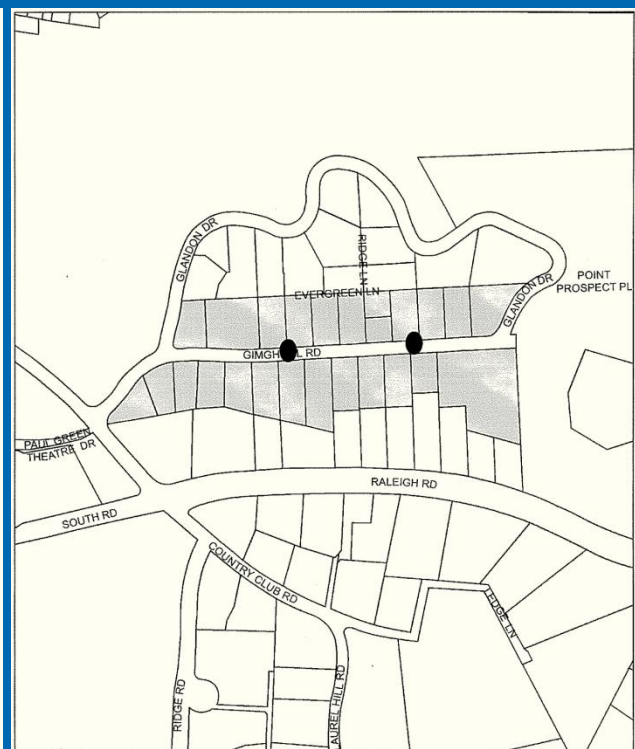
SERVICE AREA



g:\arcgis\newhome\engineering\erh\stuf\traffic_calming\2007-08\hillspring_dr



Hillspring Lane Area Map



g:\arcgis\newhome\engineering\erh\stuf\traffic_calming\2008-09\gimghoul_rd



Gimghoul Road Area Map



g:\arcgis\newhome\engineering\erh\stuf\traffic_calming\sedgefield_dr



Sedgefield Drive Area Map



POLICY AND PROCEDURES FOR TRAFFIC CALMING MEASURES

TRAFFIC CALMING MEASURES

Traffic Calming Device	Street Classification (Intersection)	Average Daily Traffic Volume (ADT) Minimum & Maximum	Street Width (Edge to Edge)	Street Grade or Intersecting Street Grades	Line of Sight (Minimum)	Adjacent On-Street Parking	Posted Speed Limit	Minimum 85 th Percentile Speed
Speed Humps Speed Tables Speed Cushions	Local or Local Collector	800 - 3000 vpd	25 ft.	4%	360 ft.	Removed	25 mph	35 mph
Pavement Treatments	Local or Local Collector	800 - 3000 vpd	20 ft.	4%	360 ft.	Removed	25 - 35 mph	35 to 45 mph
Semi-Diverter	Local	800 - 1500 vpd	25 ft.	1%	360 ft.	Removed	25 mph	35 mph
Cul-de-sac	Local	800 - 1500 vpd	(Note 1)	(Note 2)	360 ft.	Removed	25 mph	35 mph
Mid-block Closure	Local	800 - 1500 vpd	25 ft.	(Note 2)	360 ft.	Removed	25 mph	35 mph
Forced Turn Channelization	Major Street - Local or Local Collector Minor Street - Local	800 - 1000 vpd	25 ft.	(Note 1)	360 ft.	Removed	25 - 35 mph	35 to 45 mph
Traffic Circle	Major Street - Local or Local Collector Minor Street - Local	800 - 3000 vpd	(Note 1)	1%	360 ft.	Removed	25 - 35 mph	35 to 45 mph
Chicanes	Local Collector	800 - 3000 vpd	(Note 1)	4%	360 ft.	Removed	25 - 35 mph	35 to 45 mph
Chokers	Local or Local Collector	800 - 3000 vpd	(Note 1)	4%	360 ft.	Removed	25 - 35 mph	35 to 45 mph



POLICY AND PROCEDURES FOR TRAFFIC CALMING MEASURES

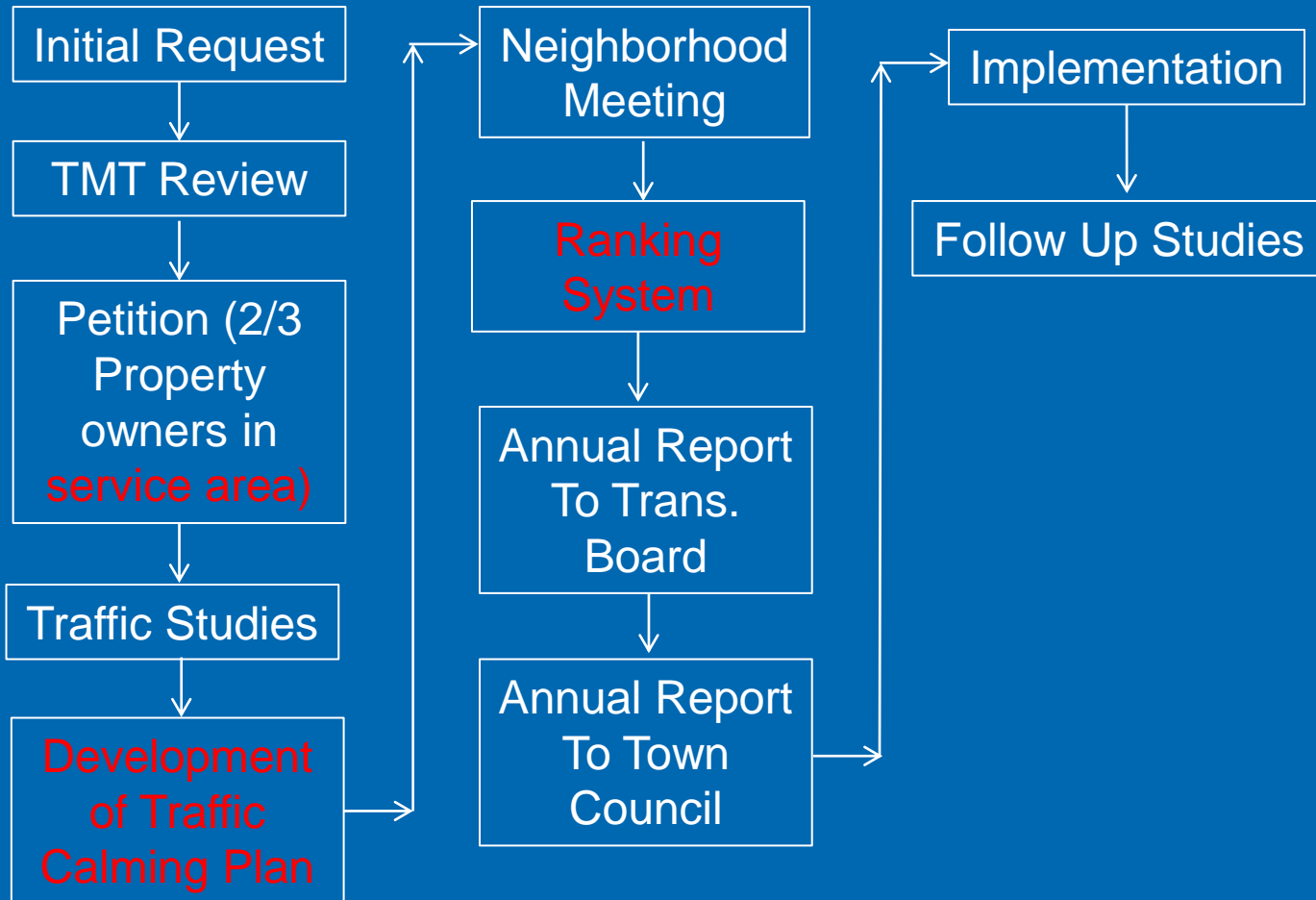
RANKING SYSTEM

Item	Points
1. Traffic Volume	Average daily traffic volume on the proposed project street divided by 100. [20 points maximum]
2. Traffic Speed	Percentage of vehicles traveling at or more than 10 mph over the posted speed limit on the proposed project street divided by 2. [40 points maximum]
3. Traffic Accidents	Two points per accident that likely could have been resolved by the recommended traffic calming device, based on accident records for the past three consecutive years. [20 points maximum]
4. Schools	Five points for each private or public elementary, middle, or high school within the area benefited by the proposed traffic calming measure.
5. Other	<ul style="list-style-type: none">a) Five points if a street proposed for a traffic management project has a sidewalk on only one side.b) Twenty points if a street proposed for a traffic management project does not have a sidewalk on either side.c) Ten points if a street proposed for a traffic management project has travel lane widths wider than 10 feet.d). Three points for each pedestrian generator or attractor (such as a park, swimming pool, greenway, etc.) within the area benefited by the proposed calming measure.e) One point for each bus stop within the area benefited by the proposed calming measure.f) Five points for each designated school crossing within the area benefited by the proposed calming measure.g) Ten points for each six month period that a project remains on the prioritized list without being selected for funding.



POLICY AND PROCEDURES FOR TRAFFIC CALMING MEASURES

KEY ELEMENTS





POLICY AND PROCEDURES FOR TRAFFIC CALMING MEASURES

FUNDING

- Capital Improvement Program
- 2003 Bond Funds
- 2010 Bond Funds
- Neighborhood Funding
- Funding from Developers



POLICY AND PROCEDURES FOR TRAFFIC CALMING MEASURES

FUNDING



Neighborhood is Responsible for the cost of
Decorative Materials



POLICY AND PROCEDURES FOR TRAFFIC CALMING MEASURES

QUESTIONS?

